


LIFTING BEAMS

IBC Tote


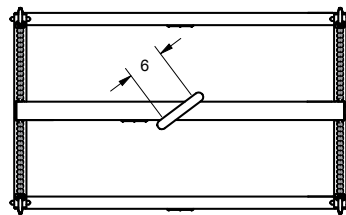
IBC TOTE LIFTING BEAM

- Manufactured to exceed all ASME B30.20 and OSHA regulations.
- Painted safety yellow for increased visibility.
- **ALL** Lifting Beams proof loaded and shipped with certification paperwork.
- Durable construction ideally suited to jobsite or warehouse use.
- Made in U.S.A.
- Custom designs available - call for engineering.
- **ALL** lifting equipment individually proof loaded per OSHA requirements.

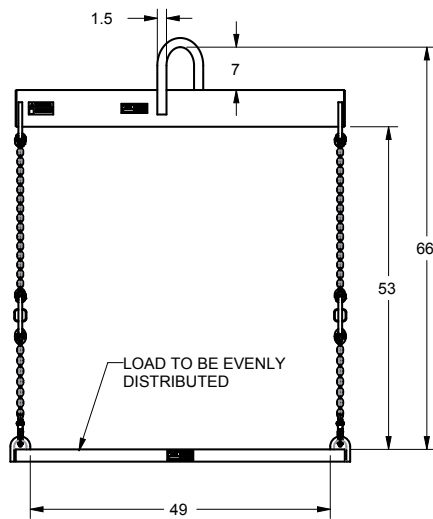
 Prop 65 – See Page 100

**PART
NUMBER
23070**

5,000 LB Working
Load Limit



**SOLD WITH CHAIN
SLING AS SHOWN**



Lifts 330 or 275 GAL IBC
Tanks