


## LIFTING BEAMS

IBC Tote



### IBC TOTE LIFTING BEAM

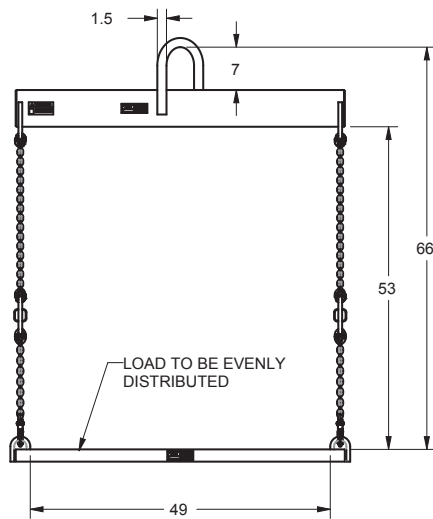

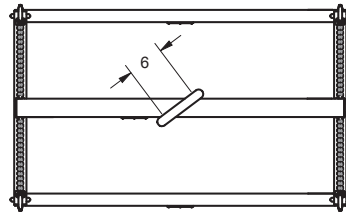
- Manufactured to exceed all ASME B30.20 and OSHA regulations.
- Painted safety yellow for increased visibility.
- **ALL** Lifting Beams proof loaded and shipped with certification paperwork.
- Durable construction ideally suited to jobsite or warehouse use.
- Made in U.S.A.
- Custom designs available - call for engineering.
- **ALL** lifting equipment individually proof loaded per OSHA requirements.

 Prop 65 – See Page 102



**PART  
NUMBER  
23070**

5,000 LB Working  
Load Limit



Lifts 330 or 275 GAL IBC  
Tanks