



LIFTING BEAMS

Adjustable Roll Lift Beams

ADJUSTABLE ROLL LIFT BEAMS


- Manufactured to exceed all ASME B30.20 and OSHA regulations.
- Painted safety yellow for increased visibility.
- **ALL** Lifting Beams proof loaded and shipped with certification paperwork.
- Durable construction ideally suited to jobsite or warehouse use.
- Quick and easy lifting and positioning of rolls.
- Ideally suited to low headroom applications.
- Custom hook lengths available - call for quote.
- Made in U.S.A.
- Custom designs available - call for engineering.
- **ALL** lifting equipment individually proof loaded per OSHA requirements.
- All dimensions in inches unless otherwise noted.

 Prop 65 – See Page 102



Working Load Limit	Part Number	Max Roll Diameter	Max Arbor Diameter	Inside Length	Weight
2,000	20784	36	3	22-76	130

* Call for specifications on larger sizes and capacities



Working Load Limit	Part Number	Max Roll Diameter	Max Arbor Diameter	Inside Length	Weight
6,000	20785	36	3	22-76	200
10,000	20786	36	3	22-76	520

* Call for specifications on larger sizes and capacities

