


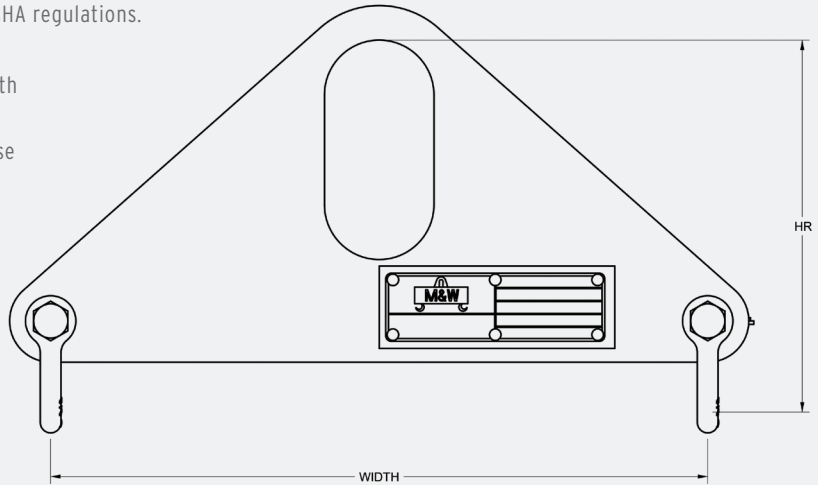
## LIFTING BEAMS

Small Length Lift Beams - Lift Bale Top

### SMALL LENGTH LIFT BEAMS - LIFT BALE TOP

- Manufactured to exceed all ASME B30.20 and OSHA regulations.
- Painted safety yellow for increased visibility.
- **ALL** Lifting Beams proof loaded and shipped with certification paperwork.
- Durable construction ideally suited to warehouse use.
- Made in U.S.A.
- Custom designs available - call for engineering.
- **ALL** lifting equipment individually proof loaded per OSHA requirements.
- Supplied with shackles.


 Prop 65 – See Page 102



Working Load Limit in Pounds*	Part Number	Bale Width	Bale Height	HR	Width	Weight in Pounds	Bottom Shackle Size
500	20347	2"	4"	6.8	12"	8	3/8"
500	20348	2"	4"	6.8	24"	15	3/8"
500	20349	2"	4"	6.8	36"	21	3/8"
2,000	20350	3"	5"	9.8	12"	18	5/8"
2,000	20351	3"	5"	9.8	24"	31	5/8"
2,000	20352	3"	5"	9.8	36"	45	5/8"
6,000	20353	3"	5"	10.8	12"	26	3/4"
6,000	20354	3"	5"	10.8	24"	48	3/4"
6,000	20355	3"	5"	10.8	36"	69	3/4"
20,000	20356	4"	7"	16.1	24"	92	7/8"
20,000	20357	4"	7"	16.1	36"	129	7/8"

\* Call for specifications on larger sizes and capacities

STANDARD WITH SHACKLES



SHOWN WITH OPTIONAL HOOKS

