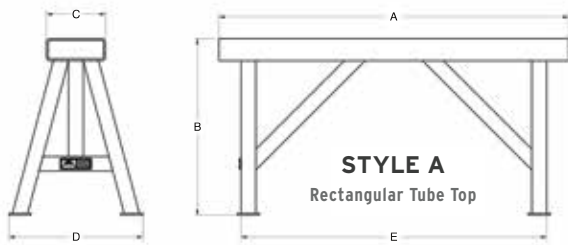


MATERIAL STANDS

Heavy-Duty Material Stands

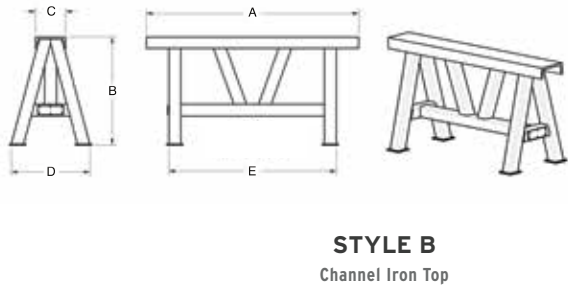
- Manufactured to exceed all ASME B30.20 and OSHA regulations.
- Painted safety yellow for increased visibility.
- Durable construction ideally suited to warehouse or manufacturing shop floor use.
- Made in U.S.A.
- Custom designs available - call for engineering.
- **ALL** lifting equipment individually proof loaded per OSHA requirements.

Prop 65 – See Page 112



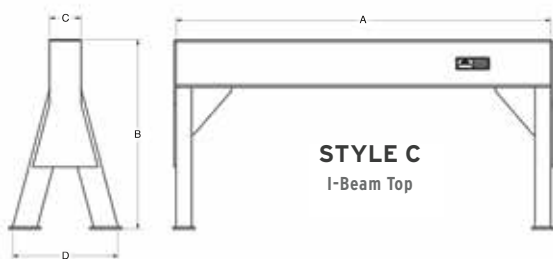
Working Load Limit in Pounds*	Part Number	A	B	C	D	E	Weight in Pounds
3,000	13903	42.0	28.0	12.0	20.0	36.0	140
5,000	16527	42.0	29.0	12.0	20.0	36.0	173
7,000	13777	47.5	24.0	8.0	18.2	41.5	125
10,000	16528	47.5	25.0	8.0	19.2	41.5	130

* Call for specifications on larger sizes and capacities



Working Load Limit in Pounds*	Part Number	A	B	C	D	E	Weight in Pounds
2,000	15262	35.5	18.0	6.0	13.2	28.0	90
2,000	15281	35.5	32.0	6.0	20.7	28.0	120
5,000	15307	35.5	18.0	6.0	14.3	28.0	90
5,000	15306	35.5	32.0	6.0	21.5	28.0	120
7,000	15309	35.5	18.0	8.0	14.6	28.0	100
7,000	15308	35.5	32.0	8.0	22.1	28.0	135
10,000	15327	35.5	18.0	10.0	14.5	28.0	125
10,000	15312	35.5	32.0	10.0	22.0	28.0	160

* Call for specifications on larger sizes and capacities



Working Load Limit in Pounds*	Part Number	A	B	C	D	Weight in Pounds
5,000	16533	47.5	24.0	4.0	13.4	110
10,000	16534	47.5	24.0	6.0	13.3	145
15,000	16535	47.5	24.0	5.3	14.3	150
20,000	16536	47.5	24.0	6.5	14.4	195
30,000	16537	47.5	24.0	8.0	15.5	245

* Call for specifications on larger sizes and capacities



**LOAD COLLAPSIBLE
CASTERS
OPTIONS AVAILABLE
CALL FOR PRICING**