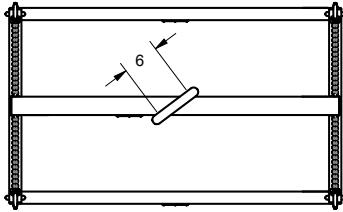


LIFTING BEAMS


IBC Tote Lifting Beam

- Manufactured to exceed all ASME B30.20 and OSHA regulations.
- Painted safety yellow for increased visibility.
- **ALL** Lifting Beams proof loaded and shipped with certification paperwork.
- Durable construction ideally suited to jobsite or warehouse use.
- Made in U.S.A.
- Custom designs available - call for engineering.
- **ALL** lifting equipment individually proof loaded per OSHA requirements.

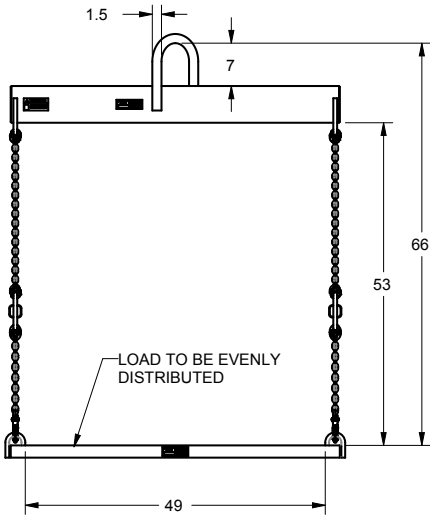
Prop 65 – See Page 112



Lifts 330 or 275 GAL IBC Tanks
Weight = 210 LBS



SOLD WITH CHAIN SLING AS SHOWN



Part Number	Working Load Limit	Weight
23070	5,000	210