



SYNTHETIC POLYESTER WEBBING SLINGS

Type III - Eye & Eye Flat Slings & Type V - Endless Slings

- Manufactured to exceed all ASME B30.9 and OSHA 1910.184 regulations.
- Durable, heavy-duty tags ideally suited to jobsite or warehouse use.
- Custom tagging available - call for details.


- All dimensions in inches unless otherwise noted.
- **Order length in feet in the '-X' portion of part number.**

 Prop 65 – See Page 112



TYPE III

Sling is made with a flat loop on each end with loop eye opening on the same plane as the sling body. This type of sling is sometimes called a flat eye and eye, eye and eye, or double eye sling. Web width of 3" and above come standard with tapered eyes. Triple and quadruple ply sling eyes cannot be tapered.



TYPE V

Endless sling, sometimes referred to as a grommet sling. It is a continuous loop formed by joining the ends of the fabric together with a load bearing splice.

Web Width	Part Number	WORKING LOAD LIMIT IN POUNDS		
		Vertical	Choke	Basket
SINGLE PLY				
1	EE1-901-X	1,600	1,280	3,200
2	EE1-902-X	3,200	2,560	6,400
3	EE1-903-X	4,800	3,840	9,600
4	EE1-904-X	6,400	5,120	12,800
5	EE1-905-X	8,000	6,400	16,000
6	EE1-906-X	9,600	7,680	19,200
8	EE1-908-X	12,800	10,240	25,600
10	EE1-9010-X	16,000	12,800	32,000
12	EE1-9012-X	19,200	15,360	38,400
DOUBLE PLY				
1	EE2-901-X	3,200	2,560	6,400
2	EE2-902-X	6,400	5,120	12,800
3	EE2-903-X	8,880	7,104	17,760
4	EE2-904-X	11,520	9,216	23,640
6	EE2-906-X	16,320	13,056	32,640
8	EE2-908-X	20,480	16,384	40,960
10	EE2-910-X	24,000	19,200	48,000
12	EE2-912-X	26,880	21,504	53,760

Web Width	Part Number	WORKING LOAD LIMIT IN POUNDS		
		Vertical	Choke	Basket
SINGLE PLY				
1	EN1-901-X	3,200	2,560	6,400
2	EN1-902-X	6,400	5,120	12,800
3	EN1-903-X	9,600	7,680	19,200
4	EN1-904-X	12,800	10,240	25,600
5	EN1-905-X	16,000	12,800	32,000
6	EN1-906-X	19,200	15,360	38,400
8	EN1-908-X	25,600	20,480	51,200
10	EN1-9010-X	32,000	25,600	64,000
12	EN1-9012-X	38,400	30,720	76,800
DOUBLE PLY				
1	EN2-901-X	6,400	5,120	12,800
2	EN2-902-X	12,800	10,240	25,600
3	EN2-903-X	17,760	14,208	35,520
4	EN2-904-X	23,040	18,432	46,080
6	EN2-906-X	32,640	26,112	65,280
8	EN2-908-X	40,960	32,768	81,920
10	EN2-910-X	48,000	38,400	96,000
12	EN2-912-X	53,760	43,008	107,520